

**QUARTERLY PROGRESS-TO-DATE REPORT  
FOR  
MONTAVA METROPOLITAN DISTRICT NOS. 1-7  
DATED: SEPTEMBER 24, 2024**

Pursuant to HB24-1454, § 24-85-103(2.5), C.R.S., and 8 CCR 1501-11 Governor’s Office of Information Technology Rules Establishing Technology Accessibility Standards (the “**Rules**”), Montava Metropolitan District Nos. 1-7 (collectively the “**Districts**”) are required to provide a progress-to-date report that demonstrates concrete and specific efforts toward compliance.

For the quarter beginning October 1, 2024, the Districts make the following report:

**1. Accessibility Scan of Digital Services and Content.**

The Districts have conducted periodic reviews of the front facing pages for accessibility and is keeping quarterly scans on file. (**Exhibit A**)

**2. Progress on Remediation of Digital Content.**

The Districts have initiated an inventory of all digital content to identify documents that need to be remediated and has engaged a third-party vendor to remediate documents.

**3. Goal to Reach Full Compliance Under the Rules.**

The Districts have a plan in place with a goal to have all digital content remediated by July 1, 2025.

**EXHIBIT A**  
**Accessibility Scan of Digital Services and Content**

## Montava Metropolitan District Nos. 1-7

Web Accessibility and Risk Report

Prepared on 05/09/2024 - 05:29 AM

### MONTAVA METROPOLITAN DISTRICT NOS. 1-7

[Home](#) [Meetings](#) [Financials](#) [Documents](#) [Board](#) [Contact Us](#)



#### Notice of Public Meeting

Additional information is available on the Meetings page.



#### District Documents

Quickly find the district information you need.



#### Learn More

Find the resources to learn more about Metropolitan Districts.

#### District Boundary Map

[Overall Boundary Map](#)

#### Transparency Notice

Disclosure Notice Pursuant to §32-1-809, C.R.S.

#### What you'll find in this report:

- [1. Your current accessibility report / risk snapshot](#)
- [2. Top accessibility issues on your site](#)
- [3. Pages that need to be fixed](#)
- [4. Your timeline to reach accessibility](#)
- [5. Your monthly progress tracker](#)

Created by districts  
for districts ❤️



## 1. Your current accessibility / risk snapshot

Overall accessibility and risk score



Your current accessibility & risk rating score: **94/100 (FAIL)**







It appears your website needs a bit of work to reach accessibility, but don't worry you're not alone. Countless other districts are in the same boat. The most important thing to do is set up a plan to reach compliance.

#### Why is 100% compliance critical?

- More than **2,403 districts** have been affected by an accessibility action. About 6% of all districts in the US, including county-dependent districts have been fined, received demand letters, or gotten Department of Justice Office of Civil Rights (OCR) letters for website ADA violations in the US. **That number is expected to exceed 4,000 (10%) by the end of 2024.**
- **The number of lawsuits rose 56% in 2021, and the penalties for noncompliance are rising fast** – averaging \$4,000 for an ADA claim in 2019 to \$39,000 in 2022. It's a situation that The Wall Street Journal calls "very perilous" in a [recent article](#).
- **Very few if any**, special district insurance policies even partially cover the costs of web accessibility issues.

## 2. Top accessibility issues found on your site







Accessibility issues come in all shapes and sizes. Some are more obvious to the naked eye like "color contrast issues". However, others are more structural in nature and related to the code that's on your site. These types of issues affect how screen readers interpret your content. Here's what we found on your site:

Your accessibility issues	Total
 <a href="#">Background and foreground colors do not have a sufficient contrast ratio.</a>	40
 <a href="#">Requires investigation - duplicate-id-active</a>	2
 <a href="#">Links rely on color to be distinguishable.</a>	1
 <a href="#">Document does not have a main landmark.</a>	1
 <a href="#">Links do not have a discernible name</a>	1
 <a href="#">Identical links do not have the same purpose.</a>	1

[How to fix these issues](#)

## 3. Pages that need to be fixed

The following pages on your site require remediation to become ADA compliant. We recommend using Google Analytics to discover which of these pages currently receive the most web traffic and starting there.

Page(s)	Score
 <a href="#">Montava Metropolitan District Nos. 1-7</a>	
 <a href="#">Meetings – Montava Metropolitan District Nos. 1-7</a>	
 <a href="#">Financials – Montava Metropolitan District Nos. 1-7</a>	

 <a href="#">Documents – Montava Metropolitan District Nos. 1-7</a>	95
 <a href="#">Service Plan – Montava Metropolitan District Nos. 1-7</a>	95
 <a href="#">Resolutions – Montava Metropolitan District Nos. 1-7</a>	91
 <a href="#">District Map – Montava Metropolitan District Nos. 1-7</a>	92
 <a href="#">Board – Montava Metropolitan District Nos. 1-7</a>	95

[How to fix these pages](#)

[View all 11 pages with errors](#)

## 4. Your timeline to reach accessibility


**Obviously, timeline is the big question.** While we don't know all the ins and outs of your organization or tech stack, we do know the major factors that can affect the timeline of your accessibility plan. We've laid out the known factors and a couple of scenarios below that would get you back to compliance and away from risk.

### Factors for your timeline

<b>Factor 1:</b> Your CMS	WordPress
<b>Factor 2:</b> The type of errors on your site	Structural + Presentational
<b>Factor 3:</b> The volume of errors on your site	46
<b>Factor 4:</b> The amount of time your staff has available to work on remediation	Unknown

### Estimated Remediation Scenarios


#### **Option 1: Do it yourself**

 **Between 45 - 90 days of hands-on remediation.**

Plan for dedicated developer and staff time each week.

[Share this report with your web developer](#)

#### **Option 2: Hire a remediation service**

 **Custom quote required for timeline.**

Plan for an in-depth audit, a full website remediation project, and ongoing fees (in addition to current website and hosting).

#### **Option 3: Use an accessible-first website platform**

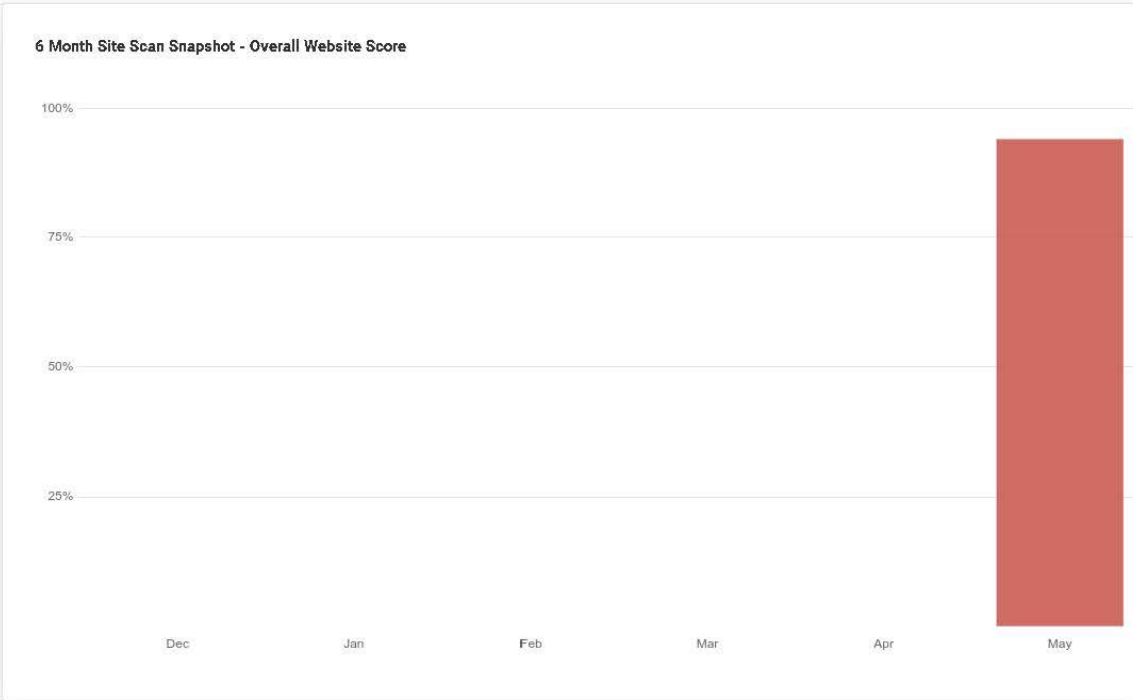
 **Our special district website partner [Streamline](#) will convert your site to a fully-compliant platform for you.**

Plan for 1 hour of staff training. Includes ongoing accessibility, state compliance tools, indemnification against ADA claims, and unlimited support.

[Get a Quote](#)

## 5. Your monthly progress tracker

Charting your progress is a key component of remediation. To make this step easy for you, we'll record up to 6 months of accessibility metrics for your site below. Feel free to [share this report](#) with your team or board members.



Month	Overall
<a href="#">May 2024</a>	94